



GENERAL PRACTICE ALERT STATE SITREP | 11.10.2024

LANCASHIRE & CUMBRIA DATA

GPAS STATUS

OPEL CONVERSION

CLINICAL ACTIVITY

RETURN RATE

OPEL

2

29/1000

38%

IMPORTANT FIGURES

281,028

MIN NUMBER OF PATIENTS COVERED BY AMBER + PRACTICES (1)

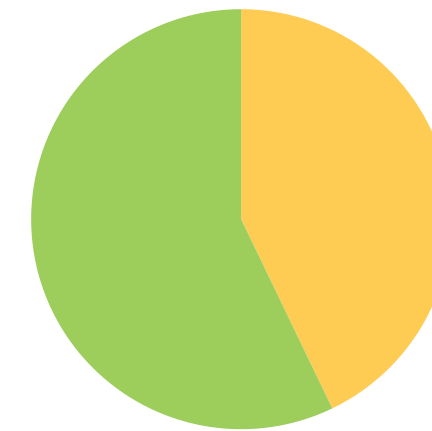
337,806

INDICATIVE NUMBER OF PATIENT CONTACTS IN GENERAL PRACTICE THIS WEEK (2)


LOCALITY DATA

	GPAS STATUS	OPEL STATUS	CLINICAL ACTIVITY	RETURN RATES
Blackpool		2	24/1000	44%
Fylde & Wyre	Insufficient responses			
Morecambe Bay	Insufficient responses			
West Lancs	Insufficient responses			
Greater Preston		1	29/1000	45%
Chorley & S. Ribble	Insufficient responses			
East Lancs		2	23/1000	47%
Blackburn W/Darwen		1	25/1000	41%
North Cumbria	Insufficient responses			


Blackpool




Fylde & Wyre



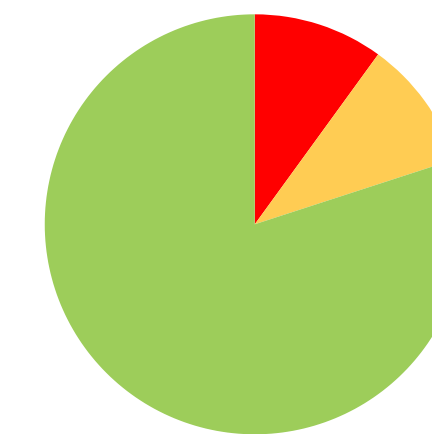
Morecambe Bay




West Lancs



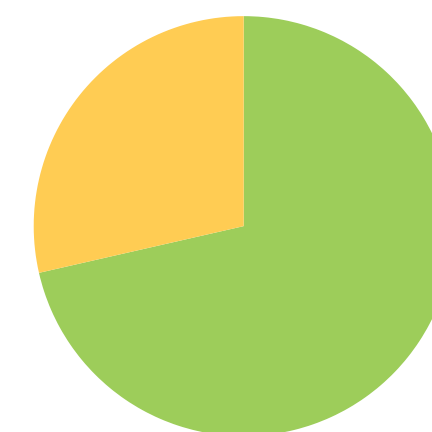
Greater Preston



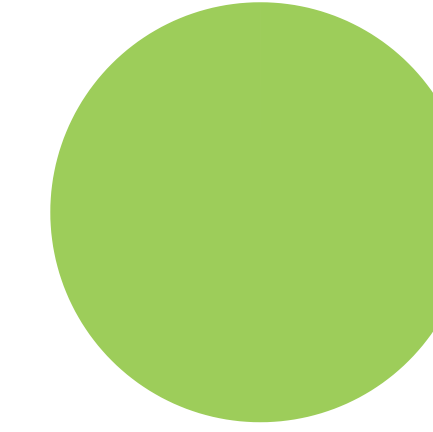
Chorley & S. Ribble




East Lancs



Blackburn W/Darwen



North Cumbria



A SELECTION OF THIS WEEK'S PRACTICE COMMENTS

Appointments this week look higher than normal, this is due to HCA's flu and Covid clinics.

Lots of sickness in staff team. Trying to cover but capacity significantly affected.

Working at capacity. Very short staffed. Difficulties recruiting and retaining staff due to the ongoing pressures on General Practice.

GPAS CHANGE SINCE LAST SITREP

	Last SITREP	This Week	Trend	Note
Blackpool			↓	OPEL 3 to OPEL 2
Fylde & Wyre				
Morecambe Bay				
West Lancs				
Greater Preston			→	
Chorley & S. Ribble				
East Lancs			↑	OPEL 1 to OPEL 2
Blackburn W/Darwen				
North Cumbria				

A QUICK GUIDE TO THE GPAS STATES

- Practice will fail within one month. Urgent system intervention required.
- Sustainable in the short term. Needs system support.
- Sustainable in the medium term (6 months max). Probably needs system support.
- Fully Sustainable.

LMC NOTE:

Please continue to share your data with us so that we can ensure the system is aware of any capacity and demand concerns pertaining to General Practice.

(1) This figure is accurate and is the sum of the list sizes submitting from those Practices registering as amber, Red and Black

(2) This figure is approximate and calculated by using the clinical activity figure for Lancashire & Cumbria multiplied by 5